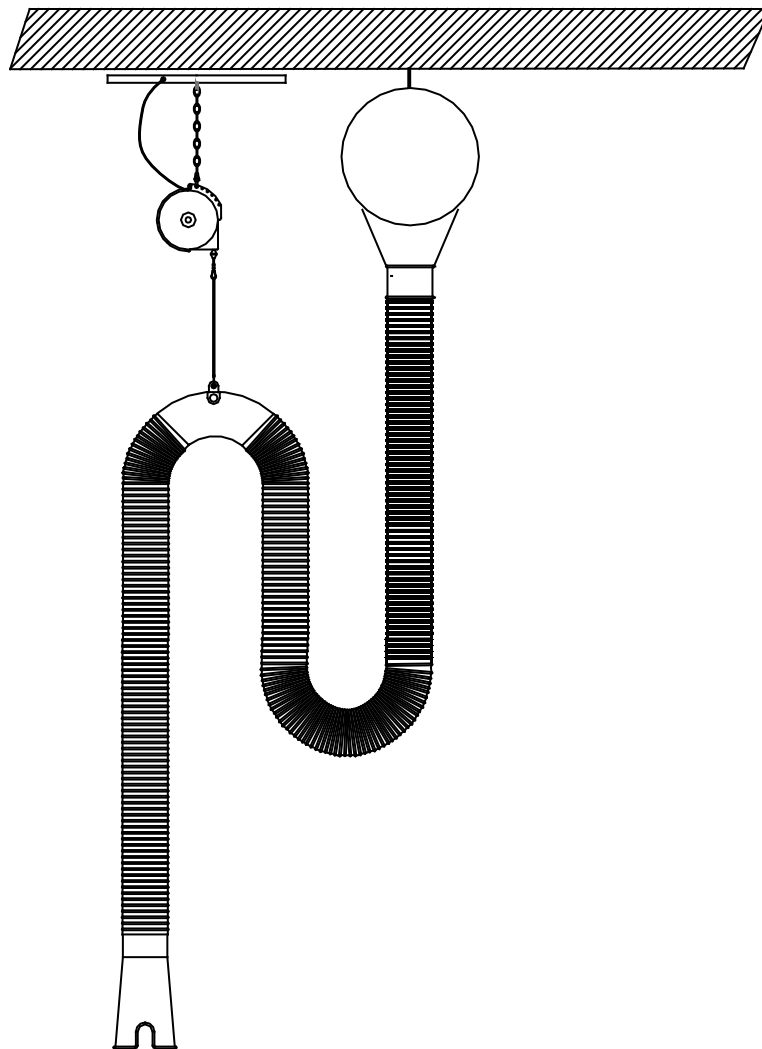


MONOXIVENT[®]

Source Capture Systems

Operation and Maintenance Manual

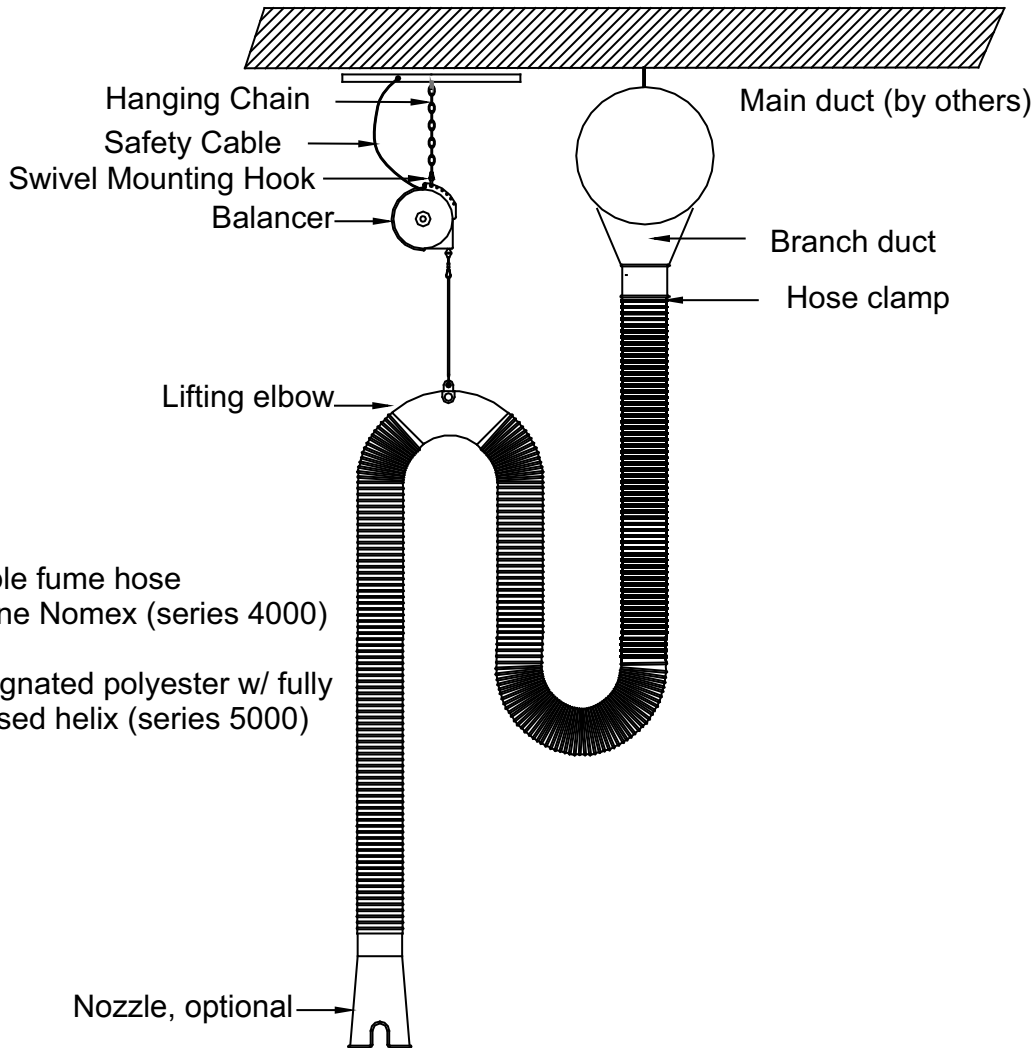
11000 Series Exhaust System with Cable Balancer



MONOXIVENT - SOURCE CAPTURE SYSTEMS

1306 Mill St., Rock Island, IL 61201
877-608-4383 - info@monoxivent.com
monoxivent.com

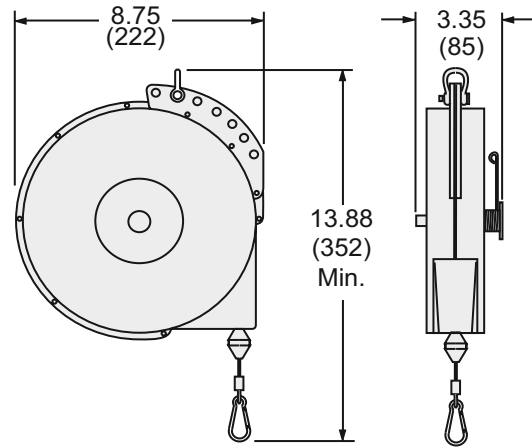
SERIES - 11000-D



NOTE: Series 4000/5000 Hose - Standard
Series 7000 - Optional consult factory for pricing

NOTE: 11000-D System is to be attached to a rigid overhead duct. Overhead duct to be supplied by others. Balancer will require a supporting structure located closest to the hose to the duct connection as possible. Maximum height of balancer mounting is at the point of hose to duct connection.

MODEL BAL-T



All Dimensions in INCHES (mm)

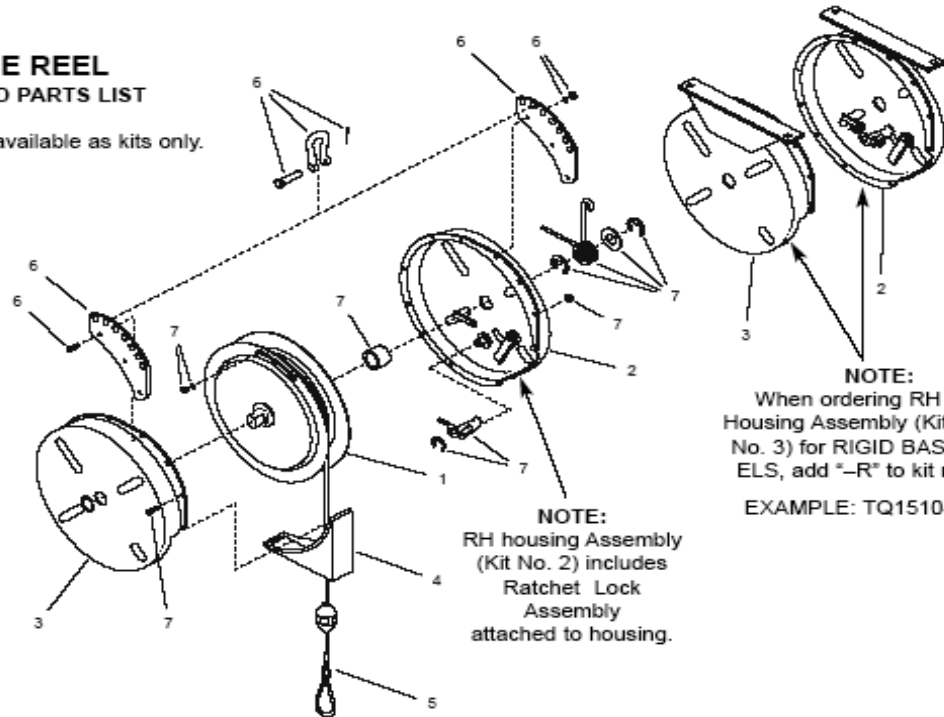
Standard Features of the BAL-T:

- A. Lock Mechanism to Permit Operator to Stop at Desired Position
- B. Slight Pull on Cable to Release Stop Lock
- C. An "off" Switch to Disengage the Lock Mechanism
- D. External Tension Adjustment Provides Fast and Easy Fine Tuning
- E. 15 Ft. of 3/32" Diameter Steel Cable and Adjustable Cable Stop
- F. Snap Hook, Multi-Directional Cable Guide, Forge Clevis Top Mount
- G. Automatic Safety Lock (spring fails then drum automatically locks)
- H. Safety Chain
- I. Maintenance Free and is Lifetime Lubricated at Factory
- J. Lifting Capacity of 15 Pounds

* For further details please refer to manual and parts list.

**TORQUE REEL
ILLUSTRATED PARTS LIST**

Replacement parts available as kits only.



NOTE:
When ordering RH or LH
Housing Assembly (Kit No. 2 or
No. 3) for RIGID BASE MOD-
ELS, add "-R" to kit number.

EXAMPLE: TQ1510-K02-R

NOTE:
RH housing Assembly
(Kit No. 2) includes
Ratchet Lock
Assembly
attached to housing.

TORQUE REEL

REPLACEMENT PARTS KITS

REF. NO.	KIT NUMBER			KIT DESCRIPTION
	Series-1507	Series-1510	Series-1515	
1	TQ1507-K01	TQ1510-K01	TQ1515-K01	SPRING MOTOR ASS'Y: Spring Motor, Spool, Shaft & Bushings in sealed canister.
2	TQ1507-K02*	TQ1510-K02*	TQ1515-K02*	RH HOUSING ASS'Y: RH Housing Half, Ratchet Lock Ass'y (attached to housing).
3	TQ1507-K03*	TQ1510-K03*	TQ1515-K03*	LH HOUSING ASS'Y: LH Housing Half, Nameplate.
4	TQ1507-K04	TQ1510-K04	TQ1515-K04	CABLE GUIDE
5	TQ1507-K05	TQ1510-K05	TQ1515-K05	CABLE ASS'Y: Cable, Safety Clip, Lockwasher-M4, Hex Nut-M4.
6	TQ1507-K06	TQ1510-K06	TQ1515-K06	HANGING BRACKET ASS'Y: Hanging Bracket, Clevis, Clevis Pin, Cotter Pin, Slotted Machine Screw M14 x 14mm (3), Lockwasher-M4 (3), Hex Nut-M4 (3)
7	TQ1507-K07	TQ1510-K07	TQ1515-K07	HARDWARE PACKAGE: Spacer, Torsion Spring, Slotted Machine Screw M4 x 14mm (3), Slotted Machine Screw M4 x 8mm (6), Lockwasher-M4 (10), Hex Nut-M4 (10), Retaining Ring (3), Shim, Extension Spring, Ratchet Lock Assembly